

# SUPERCAR CHALLENGE


## SPA EURO RACE 2014

### FREE PRACTICE

### Classification

Nr.	Drivers	Team	Car	Cl	Time	Lap	Total	Gap	Kph
1	177 N. HOMMERSON / L. MACHIELS	AF CORSE/MARTINO ROSSO RACING	FERRARI 458 GT3	Super GT	<b>2:24.603</b>	10	19	-	<b>174.4</b>
2	103 H. ZUMBRINK	VOLVO REEDE RACING BY DAY-V-TEC	VOLVO S60 V8	Super GT	<b>2:24.635</b>	7	16	+0.032	<b>174.3</b>
3	108 M. LANTING / B. HERBER	MARTINO ROSSO RACING	FERRARI GT2 458	Super GT	<b>2:24.651</b>	14	17	+0.048	<b>174.3</b>
4	120 P. BAILEY / A. SCHULZ	HORSEPOWER RACING	MCLAREN MP4-12C CAN AM	Super GT	<b>2:25.220</b>	6	17	+0.617	<b>173.6</b>
5	106 K. SNOEKS	DAY-V-TEC	VOLVO S60 V8	Super GT	<b>2:25.459</b>	5	12	+0.856	<b>173.3</b>
6	117 R. GROUWELS / A. VAN DER ZWAAN	TEAM RACEART	DODGE VIPER GT3-R	Super GT	<b>2:25.711</b>	7	8	+1.108	<b>173.0</b>
7	114 B. MAESSEN	RACINGTEAM VENRAY	VICORA V8	Super GT	<b>2:27.875</b>	2	14	+3.272	<b>170.5</b>
8	206 T. VERSTREATE / P. DUBOIS	NSC MOTORSPORTS	LAMBORGHINI GALLARDO GT3	GT	<b>2:27.944</b>	4	13	+3.341	<b>170.4</b>
9	215 H. THUIS / P. VAN RIET	RADICAL BENELUX	RADICAL RXC 2.7 V8	GT	<b>2:28.305</b>	8	9	+3.702	<b>170.0</b>
10	173 B. VAN ELK	BLUEBERRY RACING	MOSLER MT900R GT3	Super GT	<b>2:28.411</b>	5	6	+3.808	<b>169.9</b>
11	202 C. WILKENS / A. SCOTT	GT3 RACING	DODGE VIPER GT3	GT	<b>2:28.960</b>	16	17	+4.357	<b>169.3</b>
12	175 N. BOUWHUIS / R. WIJNEN	SPEEDTEC MOTORSPORT	VICORA V8	Super GT	<b>2:29.640</b>	4	13	+5.037	<b>168.5</b>
13	258 P. VAN GLABEKE / F. JONKHEERE	CURBSTONE FMA RACING	FERRARI 458 GT3	GT	<b>2:29.742</b>	11	15	+5.139	<b>168.4</b>
14	180 C. CHRISTENSEN	AQUILA RACING	AQUILA CRI LS7	Super GT	<b>2:31.339</b>	2	16	+6.736	<b>166.6</b>
15	312 S. LUDVIG / S. BAILLY	MÜHLNER MOTORSPORT SPRL	PORSCHE 997 GT3 CUP	GTB	<b>2:32.391</b>	7	16	+7.788	<b>165.5</b>
16	301 P. LAMSTER / M. NEYENS	EUROSEAL - EMG MOTORSPORT	PORSCHE 997 GT3 CUP	GTB	<b>2:32.696</b>	4	15	+8.093	<b>165.1</b>
17	208 P. DANIELS	DOMEC RACING	RADICAL RXC	GT	<b>2:33.004</b>	9	14	+8.401	<b>164.8</b>
18	356 R. GROUWELS	TEAM RACEART-SPEEDLOVER	PORSCHE 991 CUP	GTB	<b>2:33.228</b>	9	14	+8.225	<b>164.6</b>
19	306 F. KOOL / M. KOEBOLT	DAY-V-TEC	CORVETTE GT4	GTB	<b>2:33.674</b>	15	15	+9.071	<b>164.1</b>
20	228 P. ETIENNE BORDET / A. VIRON	DELAHAYE RACING TEAM	PORSCHE GT3R	GT	<b>2:35.321</b>	5	15	+10.718	<b>162.3</b>
21	315 M. VAN DE REYT / A. TAVENIER	VAN DE REYT RACING	PORSCHE 997 GT3 CUP	GTB	<b>2:35.369</b>	13	13	+10.766	<b>162.3</b>
22	348 T. WEBB / J. WEBB	TEAM WEBB	BMW E46 M3 GTR	GTB	<b>2:35.438</b>	12	14	+10.835	<b>162.2</b>
23	321 S. VANBELLINGEN / W. SLUYS	JR MOTORSPORT	BMW M4 SILHOUETTE	GTB	<b>2:36.059</b>	15	16	+11.456	<b>161.6</b>
24	333 F. JAMES	BACKDRAFT MOTORSPORT	LAMBORGHINI GALLARDO	GTB	<b>2:36.241</b>	12	12	+11.638	<b>161.4</b>
25	131 J. STORM	STORM-TAG POINT RACING	BMW Z4 GT3	Super GT	<b>2:36.254</b>	2	6	+11.651	<b>161.4</b>
26	311 H. VERHELST / G. VERHEYEN	GHK RACING (SPEEDLOVER)	PORSCHE 991 CUP	GTB	<b>2:37.389</b>	3	3	+12.786	<b>160.2</b>
27	303 M. VAN BERLO	VAN BERLO RACING	PORSCHE 997 GT3 CUP	GTB	<b>2:38.023</b>	12	14	+13.420	<b>159.6</b>
28	417 T. BOORSMA / Y. BOORSMA	NMT RACING	BMW M3 GT4	SUPERSPORT	<b>2:38.089</b>	3	11	+13.486	<b>159.5</b>
29	409 D. DE GROOT / J. STAKENBURG	JR MOTORSPORT	BMW E46 M3 GTR	SUPERSPORT	<b>2:38.354</b>	14	16	+13.751	<b>159.2</b>
30	406 K. BOGAERTS / M. VAN DER AA	EUROPEAN STAFFING RACING	BMW M3 E90 WTCC	SUPERSPORT	<b>2:38.371</b>	2	16	+13.768	<b>159.2</b>
31	393 R. McLEOD / J. KAYE	MARC CARS AUSTRALIA	FORD FOCUS 5LT V8	GTB	<b>2:38.773</b>	8	13	+14.170	<b>158.8</b>
32	412 E. VAN DEN MUNCKHOF	MUNCKHOF RACING/ VD PAS RACING	BMW Z4	SUPERSPORT	<b>2:38.818</b>	14	16	+14.215	<b>158.8</b>
33	447 M. WEBB / T. WEBB	TEAM WEBB	BMW E46 GTR	SUPERSPORT	<b>2:39.011</b>	13	14	+14.408	<b>158.6</b>
34	223 C. SIEPMANN	CS RACING	BMW E92 M3 4.7L	GT	<b>2:39.057</b>	11	11	+14.454	<b>158.5</b>
35	446 E. QUICK / P. BONNEEL	EMG MOTORSPORT	BMW M3 E92 3.2	SUPERSPORT	<b>2:39.219</b>	5	8	+14.616	<b>158.4</b>
36	404 R. OLIJ	STICHTING EURO AUTOSPORT	BMW E92 M3	SUPERSPORT	<b>2:39.730</b>	11	12	+15.127	<b>157.9</b>
37	330 O. FREYMUTH	AKF MOTORSPORT	RENAULT MEGANE TROPHY	GTB	<b>2:40.247</b>	3	6	+15.644	<b>157.3</b>
38	444 R. VAN LOON	BLUEBERRY RACING	BMW E46 M3	SUPERSPORT	<b>2:40.980</b>	10	12	+16.377	<b>156.6</b>
39	426 L. ALLEN	TEAM COMPAK RAMPS	SEAT LEON SUPERCOPA	SUPERSPORT	<b>2:41.465</b>	6	9	+16.862	<b>156.2</b>
40	391 K. KASSULKE	MARC CARS AUSTRALIA	FORD FOCUS 5LT V8	GTB	<b>2:42.549</b>	14	15	+17.946	<b>155.1</b>
41	488 D. KRAYEM	KRAYEM RACING	GINETTA G50 GT4	SUPERSPORT	<b>2:42.620</b>	5	10	+18.017	<b>155.0</b>
42	416 L. ZAPPELJ / M. VERHAGEN	JR MOTORSPORT	BMW GTR 1-SERIE	SUPERSPORT	<b>2:44.206</b>	10	14	+19.603	<b>153.6</b>
43	489 G. KENIS / J. SCHUYBROEK	G&A RACING	BMW M3 GT4	SUPERSPORT	<b>2:44.394</b>	11	12	+19.791	<b>153.4</b>
44	316 R. UNZURRUNZAGA	BLUE SUMEIRAH TEAM	RADICAL RXC 2.7 V6	GTB	<b>2:44.573</b>	9	14	+19.970	<b>153.2</b>
45	451 L. KURSTJENS	AT MOTORSPORT	FORD FOCUS SILHOUETTE	SUPERSPORT	<b>2:47.595</b>	12	16	+22.992	<b>150.4</b>
46	503 D. DE BORST / M. DE KLEIJN	FEBO RACING TEAM	RENAULT CLIO RS 2.0 16V	SPORT 2	<b>2:48.867</b>	10	10	+24.264	<b>149.3</b>
47	520 E. VAN DIJK	ZOET RACING	LOTUS EXIGE	SPORT 2	<b>2:49.263</b>	7	14	+24.660	<b>149.0</b>
48	450 C. EUSER	COR EUSER RACING	LOTUS EVORA	SUPERSPORT	<b>2:50.435</b>	3	14	+25.832	<b>147.9</b>
49	392 M. BENTON	MARC CARS AUSTRALIA	FORD FOCUS 5LT V8	GTB	<b>2:51.365</b>	12	14	+26.762	<b>147.1</b>
50	504 T. RUTGERS / M. KARS	SPIRIT RACING	RENAULT CLIO RS 2.0 16V	SPORT 2	<b>2:54.191</b>	13	15	+29.588	<b>144.8</b>
51	501 R. NIEMAN	SPIRIT RACING	RENAULT CLIO RS 2.0 16V	SPORT 2	<b>2:54.536</b>	11	13	+29.933	<b>144.5</b>
52	533 M. CARANSA / W. CARANSA	DAY-V-TEC	BMW 130I	SPORT 2	<b>2:55.445</b>	6	13	+30.842	<b>143.7</b>
53	505 C. VOET / B. VAN DEN BROECK	TRAXX RACING	RENAULT CLIO 3	SPORT 2	<b>2:56.722</b>	14	14	+32.119	<b>142.7</b>
54	513 K. TROEYEN	AT MOTORSPORT	FORD FOCUS SILHOUETTE	SPORT 2	<b>2:57.936</b>	11	14	+33.333	<b>141.7</b>
55	577 L. PROTASOV / A. IEVTUSHENKO	UNIL LUBRICANTS RACING TEAM	BMW E46 ETCC	SPORT 2	<b>3:06.492</b>	7	7	+41.889	<b>135.2</b>
56	179 D. NELSON	NIGEL GREENSALL RACING	FERRARI 458	Super GT					
57	343 D. MEIJER	LAMMERTINK RACING	PORSCHE 997 GT3 CUP	GTB					
58	411 W. VAN HERCK	VAN HERCK RACING	MAZDA 3	SUPERSPORT					
59	469 A. BOSMAN	ABW RACING	LOTUS EXIGE 250 CUP	SUPERSPORT					
60	476 N. VANDIERENDONCK	THEMS RACING	PORSCHE CAYMAN	SUPERSPORT					

<b>Fastest Lap</b>	Lap 10	Niek HOMMERSON	<b>2:24.603</b>	174.4 Kph
--------------------	--------	----------------	-----------------	-----------



**SUPERCAR CHALLENGE**  
**SPA EURO RACE 2014**  
**FREE PRACTICE**


**Classification**

Nr. Drivers	Team	Car	Cl	Time	Lap	Total	Gap	Kph
-------------	------	-----	----	------	-----	-------	-----	-----

Published at: .....

Track Status: **DRY**


<b>Race Director:</b>	<b>Timekeeper:</b>
-----------------------	--------------------



## SUPERCAR CHALLENGE SPA EURO RACE 2014 FREE PRACTICE

### Best Sector Times

SECTOR 1			SECTOR 2			SECTOR 3			Pos	Team	Cl	Ideal Lap	Best Lap
Pos	Driver	Time	Driver	Time	Driver	Time	Pos	Team	Cl	Ideal Lap	Best Lap		
1	117 R.GROUWELS	40.093	120 P.BAILEY	1:06.094	117 R.GROUWELS	36.390	1	AF CORSE/MARTINO ROSSO RACING	Super GT	2'23.619	2:24.603 (1)		
2	108 M.LANTING	40.093	177 N.HOMMERSON	1:06.192	177 N.HOMMERSON	36.435	2	117 TEAM RACEART	Super GT	2'23.652	2:25.711 (6)		
3	103 H.ZUMBRINK	40.230	108 M.LANTING	1:06.832	103 H.ZUMBRINK	36.536	3	108 MARTINO ROSSO RACING	Super GT	2'23.698	2:24.651 (3)		
4	106 K.SNOEKS	40.507	103 H.ZUMBRINK	1:07.168	108 M.LANTING	36.773	4	103 VOLVO REEDE RACING BY DAY-V-TEC	Super GT	2'23.934	2:24.635 (2)		
5	202 C.WILKENS	40.770	117 R.GROUWELS	1:07.169	106 K.SNOEKS	37.103	5	120 HORSEPOWER RACING	Super GT	2'24.469	2:25.220 (4)		
6	114 B.MAESSEN	40.918	215 H.THUIS	1:07.381	120 P.BAILEY	37.262	6	106 DAY-V-TEC	Super GT	2'25.246	2:25.459 (5)		
7	177 N.HOMMERSON	40.992	206 T.VERSTREATE	1:07.476	114 B.MAESSEN	37.305	7	114 RACINGTEAM VENRAY	Super GT	2'27.056	2:27.875 (7)		
8	175 N.BOUWHUIS	41.014	106 K.SNOEKS	1:07.636	173 B.VAN ELK	37.971	8	206 NSC MOTORSPORTS	GT	2'27.125	2:27.944 (8)		
9	120 P.BAILEY	41.113	173 B.VAN ELK	1:08.728	206 T.VERSTREATE	38.021	9	202 GT3 RACING	GT	2'27.945	2:28.960 (11)		
10	206 T.VERSTREATE	41.628	175 N.BOUWHUIS	1:08.786	215 H.THUIS	38.099	10	215 RADICAL BENELUX	GT	2'28.058	2:28.305 (9)		
11	173 B.VAN ELK	41.646	114 B.MAESSEN	1:08.833	202 C.WILKENS	38.113	11	175 SPEEDTEC MOTORSPORT	Super GT	2'28.284	2:29.640 (12)		
12	258 P.VAN GLABEKE	41.864	202 C.WILKENS	1:09.062	258 P.VAN GLABEKE	38.168	12	173 BLUEBERRY RACING	Super GT	2'28.345	2:28.411 (10)		
13	180 C.CHRISTENSEN	41.989	258 P.VAN GLABEKE	1:09.538	180 C.CHRISTENSEN	38.352	13	258 CURBSTONE FMA RACING	GT	2'29.570	2:29.742 (13)		
14	312 S.LUDVIG	42.510	180 C.CHRISTENSEN	1:10.103	175 N.BOUWHUIS	38.484	14	180 AQUILA RACING	Super GT	2'30.444	2:31.339 (14)		
15	215 H.THUIS	42.578	348 T.WEBB	1:10.470	301 P.LAMSTER	38.810	15	312 MÜHLNER MOTORSPORT SPRL	GTB	2'32.250	2:32.391 (15)		
16	228 P.ETIENNE BORDET	42.899	356 R.GROUWELS	1:10.558	306 F.KOOL	38.998	16	306 DAY-V-TEC	GTB	2'32.662	2:33.674 (19)		
17	306 F.KOOL	42.917	312 S.LUDVIG	1:10.738	312 S.LUDVIG	39.002	17	356 TEAM RACEART-SPEEDLOVER	GTB	2'32.662	2:33.228 (18)		
18	356 R.GROUWELS	42.936	306 F.KOOL	1:10.747	356 R.GROUWELS	39.168	18	301 EUROSEAL - EMG MOTORSPORT	GTB	2'32.696	2:32.696 (16)		
19	301 P.LAMSTER	43.103	301 P.LAMSTER	1:10.783	228 P.ETIENNE BORDET	39.478	19	131 STORM-TAG POINT RACING	Super GT	2'33.969	2:36.254 (25)		
20	131 J.STORM	43.160	131 J.STORM	1:11.053	131 J.STORM	39.756	20	348 TEAM WEBB	GTB	2'34.979	2:35.438 (22)		
21	321 S.VANBELLINGEN	43.529	406 K.BOGAERTS	1:11.757	333 F.JAMES	39.918	21	228 DELAHAYE RACING TEAM	GT	2'35.132	2:35.321 (20)		
22	303 M.VAN BERLO	43.722	409 D.DE GROOT	1:12.080	303 M.VAN BERLO	39.976	22	321 JR MOTORSPORT	GTB	2'35.823	2:36.059 (23)		
23	333 F.JAMES	44.065	321 S.VANBELLINGEN	1:12.106	348 T.WEBB	40.065	23	333 BACKDRAFT MOTORSPORT	GTB	2'36.191	2:36.241 (24)		
24	223 C.SIEPMANN	44.256	333 F.JAMES	1:12.208	311 H.VERHELST	40.066	24	303 VAN BERLO RACING	GTB	2'36.472	2:38.023 (27)		
25	393 R.McLEOD	44.395	417 T.BOORSMA	1:12.292	417 T.BOORSMA	40.151	25	417 NMT RACING	SUPERSPORT	2'37.375	2:38.089 (28)		
26	311 H.VERHELST	44.421	447 M.WEBB	1:12.404	321 S.VANBELLINGEN	40.188	26	311 GHK RACING (SPEEDLOVER)	GTB	2'37.389	2:37.389 (26)		
27	348 T.WEBB	44.444	412 E.VAN DEN MUNCKHOF	1:12.436	223 C.SIEPMANN	40.371	27	406 EUROPEAN STAFFING RACING	SUPERSPORT	2'37.537	2:38.371 (30)		
28	409 D.DE GROOT	44.876	446 E.QUICK	1:12.692	412 E.VAN DEN MUNCKHOF	40.519	28	409 JR MOTORSPORT	SUPERSPORT	2'37.586	2:38.354 (29)		
29	417 T.BOORSMA	44.932	228 P.ETIENNE BORDET	1:12.755	330 O.FREYMUTH	40.587	29	223 CS RACING	GT	2'38.334	2:39.057 (34)		
30	406 K.BOGAERTS	45.139	303 M.VAN BERLO	1:12.774	409 D.DE GROOT	40.630	30	447 TEAM WEBB	SUPERSPORT	2'38.713	2:39.011 (33)		
31	446 E.QUICK	45.220	311 H.VERHELST	1:12.902	406 K.BOGAERTS	40.641	31	393 MARC CARS AUSTRALIA	GTB	2'38.728	2:38.773 (31)		
32	404 R.OLIJ	45.246	330 O.FREYMUTH	1:13.198	404 R.OLIJ	40.683	32	412 MUNCKHOF RACING/ VD PAS RACING	SUPERSPORT	2'38.818	2:38.818 (32)		
33	447 M.WEBB	45.399	426 L.ALLEN	1:13.326	393 R.McLEOD	40.887	33	446 EMG MOTORSPORT	SUPERSPORT	2'38.932	2:39.219 (35)		
34	330 O.FREYMUTH	45.412	393 R.McLEOD	1:13.446	447 M.WEBB	40.910	34	330 AKF MOTORSPORT	GTB	2'39.197	2:40.247 (37)		
35	391 K.KASSULKE	45.500	404 R.OLIJ	1:13.523	446 E.QUICK	41.020	35	404 STICHTING EURO AUTOSPORT	SUPERSPORT	2'39.452	2:39.730 (36)		
36	444 R.VAN LOON	45.794	223 C.SIEPMANN	1:13.707	444 R.VAN LOON	41.149	36	444 BLUEBERRY RACING	SUPERSPORT	2'40.753	2:40.980 (38)		
37	412 E.VAN DEN MUNCKHOF	45.863	488 D.KRAYEM	1:13.793	488 D.KRAYEM	41.340	37	426 TEAM COMPAK RAMPS	SUPERSPORT	2'41.228	2:41.465 (39)		
38	489 G.KENIS	45.876	444 R.VAN LOON	1:13.810	426 L.ALLEN	41.567	38	391 MARC CARS AUSTRALIA	GTB	2'41.275	2:42.549 (40)		
39	426 L.ALLEN	46.335	391 K.KASSULKE	1:13.915	391 K.KASSULKE	41.860	39	488 KRAYEM RACING	SUPERSPORT	2'42.100	2:42.620 (41)		
40	416 L.ZAPPEIJ	46.776	416 L.ZAPPEIJ	1:14.023	489 G.KENIS	41.880	40	416 JR MOTORSPORT	SUPERSPORT	2'42.977	2:44.206 (42)		
41	316 P.UNZURRUNZAGA	46.915	316 P.UNZURRUNZAGA	1:14.860	416 L.ZAPPEIJ	42.178	41	489 G&A RACING	SUPERSPORT	2'43.677	2:44.394 (43)		
42	488 D.KRAYEM	46.967	520 E.VAN DIJK	1:14.897	316 R.UNZURRUNZAGA	42.532	42	316 BLUE SUMEIRAH TEAM	GTB	2'44.307	2:44.573 (44)		
43	450 C.EUSER	47.612	451 L.KURSTJENS	1:14.987	451 L.KURSTJENS	42.736	43	451 AT MOTORSPORT	SUPERSPORT	2'46.042	2:47.595 (45)		
44	392 M.BENTON	47.931	503 D.DE BORST	1:15.212	503 D.DE BORST	43.562	44	503 FEBO RACING TEAM	SPORT 2	2'48.335	2:48.867 (46)		
45	451 L.KURSTJENS	48.319	489 G.KENIS	1:15.921	450 C.EUSER	43.588	45	450 COR EUSER RACING	SUPERSPORT	2'48.597	2:50.435 (48)		
46	503 D.DE BORST	49.561	501 R.NIEMAN	1:17.182	520 E.VAN DIJK	43.721	46	520 ZOET RACING	SPORT 2	2'48.605	2:49.263 (47)		
47	520 E.VAN DIJK	49.987	450 C.EUSER	1:17.397	392 M.BENTON	44.072	47	392 MARC CARS AUSTRALIA	GTB	2'50.709	2:51.365 (49)		
48	533 M.CARANSA	50.727	504 T.RUTGERS	1:17.616	504 T.RUTGERS	44.896	48	504 SPIRIT RACING	SPORT 2	2'53.538	2:54.191 (50)		
49	504 T.RUTGERS	51.026	533 M.CARANSA	1:17.893	501 R.NIEMAN	45.115	49	533 DAY-V-TEC	SPORT 2	2'54.165	2:55.445 (52)		
50	501 R.NIEMAN	51.927	392 M.BENTON	1:18.706	533 M.CARANSA	45.545	50	501 SPIRIT RACING	SPORT 2	2'54.224	2:54.536 (51)		
51	505 C.VOET	51.947	513 K.TROEYEN	1:18.878	505 C.VOET	45.654	51	505 TRAXX RACING	SPORT 2	2'56.558	2:56.722 (53)		
52	513 K.TROEYEN	52.006	505 C.VOET	1:18.957	513 K.TROEYEN	46.172	52	513 AT MOTORSPORT	SPORT 2	2'57.056	2:57.936 (54)		
53	577 L.PROTASOV	53.066	577 L.PROTASOV	1:25.494	577 L.PROTASOV	47.700	53	577 UNIL LUBRICANTS RACING TEAM	SPORT 2	3'06.260	3:06.492 (55)		




**SUPERCAR CHALLENGE**  
**SPA EURO RACE 2014**  
**FREE PRACTICE**

**Fastest Lap Sequence**

Practice Time	Team	Car	Class	Driver	Time	Kph	Lap
5:09.106	177 AF CORSE/MARTINO ROSSO RACING	FERRARI 458 GT3	Super GT	Niek HOMMERSON	2:29.229	169.0	2
5:21.285	120 HORSEPOWER RACING	MCLAREN MP4-12C CAN AM	Super GT	Paul BAILEY	2:26.031	172.7	2
9:05.881	117 TEAM RACEART	DODGE VIPER GT3-R	Super GT	Roger GROUWELS	2:25.812	172.9	2
9:17.192	108 MARTINO ROSSO RACING	FERRARI GT2 458	Super GT	Martin LANTING	2:25.560	173.2	3
30:11.072	120 HORSEPOWER RACING	MCLAREN MP4-12C CAN AM	Super GT	Paul BAILEY	2:25.220	173.6	6
33:22.388	103 VOLVO REEDE RACING BY DAY-V-TEC	VOLVO S60 V8	Super GT	Henry ZUMBRINK	2:24.635	174.3	7
35:25.137	177 AF CORSE/MARTINO ROSSO RACING	FERRARI 458 GT3	Super GT	Niek HOMMERSON	2:24.603	174.4	10





# SUPERCAR CHALLENGE


## SPA EURO RACE 2014

### FREE PRACTICE

#### Analysis

■ Personal Best   
 ■ Session Best   
 ■ Crossing the finish line in pit lane

Lap	D	Time	Sector 1	Sector 2	Sector 3	Kph	Elapsed	Lap	D	Time	Sector 1	Sector 2	Sector 3	Kph	Elapsed
<b>173</b> BLUEBERRY RACING MOSLER MT900R GT3 1. Berry VAN ELK Super GT															
6	1	2:51.707	B	44.330	1:16.789	50.588	146.8	35:23.624							
1	1	15:08.563	B	...	1:32.439	1:26.077	27.8	15:08.563							
2	1	14:26.823	...	1:15.256	42.550	29.1	29:35.386								
3	1	2:33.967	43.008	1:10.916	40.043	163.8	32:09.353								
4	1	2:32.972	42.391	1:11.044	39.537	164.8	34:42.325								
5	1	<b>2:28.411</b>	41.712	<b>1:08.728</b>	<b>37.971</b>	169.9	37:10.736								
6	1	2:40.820	B	<b>41.646</b>	1:08.874	50.300	156.8	39:51.556							
<b>175</b> SPEEDTEC MOTORSPORT VICORA V8 1. Niels BOUWHUIS Super GT 2. René WIJNEN															
1	1	28:11.094	B	...	1:17.464	50.371	14.9	28:11.094							
2	1	3:11.531	1:18.881	1:13.219	39.431	131.6	31:22.625								
3	1	2:31.176	42.158	1:10.169	38.849	166.8	33:53.801								
4	1	<b>2:29.640</b>	42.370	<b>1:08.786</b>	<b>38.484</b>	168.5	36:23.441								
5	1	2:40.782	B	<b>41.014</b>	1:11.417	48.351	156.8	39:04.223							
6	1	5:34.465	3:42.972	1:11.717	39.776	75.4	44:38.688								
7	1	2:32.738	42.528	1:11.204	39.006	165.1	47:11.426								
8	1	2:31.916	42.040	1:10.914	38.962	166.0	49:43.342								
9	1	2:33.040	42.581	1:11.440	39.019	164.8	52:16.382								
10	1	2:30.903	41.848	1:10.321	38.734	167.1	54:47.285								
11	1	2:34.702	41.973	1:12.768	39.961	163.0	57:21.987								
12	1	2:34.542	43.461	1:11.751	39.330	163.2	59:56.529								
13	1	2:33.163	41.924	1:11.239	40.000	164.6	1:02:29.692								
<b>177</b> AF CORSE/MARTINO ROSSO RACING FERRARI 458 GT3 1. Niek HOMMERSON Super GT 2. Louis MACHIELS															
1	1	2:39.877	38.645	1:19.771	41.461	157.7	2:39.877								
2	1	2:29.229	42.571	1:08.656	38.002	169.0	5:09.106								
3	1	2:31.949	44.002	1:10.300	37.647	165.9	7:41.055								
4	1	2:28.279	41.846	1:08.814	37.619	170.0	10:09.334								
5	1	2:25.979	42.438	1:07.106	<b>36.435</b>	172.7	12:35.313								
6	1	3:09.030	B	42.432	1:18.063	1:08.535	133.4	15:44.343							
7	1	12:21.179	...	1:13.827	39.818	34.0	28:05.522								
8	1	2:27.806	43.248	1:07.271	37.287	170.6	30:33.328								
9	1	2:27.206	41.446	1:06.399	39.361	171.3	33:00.534								
10	1	<b>2:24.603</b>	41.383	<b>1:06.192</b>	37.028	174.4	35:25.137								
11	1	2:41.715	B	41.255	1:11.490	48.970	155.9	38:06.852							
12	1	4:17.617	2:31.443	1:07.609	38.565	97.9	42:24.469								
13	1	2:29.684	41.975	1:09.501	38.208	168.4	44:54.153								
14	1	2:29.606	41.379	1:06.788	41.439	168.5	47:23.759								
15	1	2:34.643	B	41.065	1:06.874	46.704	163.0	49:58.402							
16	1	3:56.999	2:11.588	1:08.365	37.046	106.4	53:55.401								
17	1	2:31.059	<b>40.992</b>	1:10.290	39.777	166.9	56:26.460								
18	1	2:28.151	41.194	1:09.560	37.397	170.2	58:54.611								
19	1	2:25.556	41.064	1:07.719	36.773	173.2	1:01:20.167								
<b>180</b> AQUILA RACING AQUILA CR1 LS7 1. Claus CHRISTENSEN Super GT															
1	1	5:42.094	3:48.701	1:13.719	39.674	73.7	5:42.094								
2	1	<b>2:31.339</b>	42.434	<b>1:10.103</b>	38.802	166.6	8:13.433								
3	1	2:35.058	42.038	1:11.583	41.437	162.6	10:48.491								
4	1	2:56.532	B	42.466	1:12.316	1:01.750	142.8	13:45.023							
5	1	15:21.470	...	1:15.754	40.797	27.4	29:06.493								
<b>202</b> GT3 RACING DODGE VIPER GT3 1. Craig WILKENS GT 2. Aaron SCOTT															
1	1	4:04.763	2:05.021	1:19.998	39.744	103.0	4:04.763								
2	1	2:33.830	42.311	1:13.186	38.333	163.9	6:38.593								
3	1	2:29.947	41.507	1:10.327	<b>38.113</b>	168.2	9:08.540								
4	1	2:49.527	48.568	1:21.097	39.862	148.7	11:58.067								
5	1	3:21.759	B	41.270	1:18.638	1:21.851	125.0	15:19.826							
6	1	13:30.091	...	1:16.857	41.458	31.1	28:49.917								
7	1	2:34.638	43.636	1:11.755	39.247	163.1	31:24.555								
8	1	3:36.663	B	42.623	1:17.560	1:36.480	116.4	35:01.218							
9	1	5:02.882	3:12.855	1:10.394	39.633	83.2	40:04.100								
10	1	2:30.413	41.901	1:10.325	38.187	167.6	42:34.513								
11	1	2:31.555	42.170	1:10.103	39.282	166.4	45:06.068								
12	1	2:34.863	42.658	1:10.088	42.117	162.8	47:40.931								
13	1	2:52.019	B	43.928	1:14.867	53.224	146.6	50:32.950							
14	1	4:04.558	2:15.594	1:10.368	38.596	103.1	54:37.508								
15	1	2:33.835	42.553	1:12.106	39.176	163.9	57:11.343								
16	1	<b>2:28.960</b>	<b>40.770</b>	<b>1:09.062</b>	39.128	169.3	59:40.303								
17	1	2:50.628	B	45.835	1:17.180	47.613	147.8	1:02:30.931							
<b>206</b> NSC MOTORSPORTS LAMBORGHINI GALLARDO GT3 1. Thierry VERSTREATE GT 2. Pieter DUBOIS															
1	1	29:14.043	...	1:14.418	41.419	14.4	29:14.043								
2	1	2:32.717	43.071	1:09.689	39.957	165.1	31:46.760								
3	1	2:32.360	43.583	1:09.022	39.755	165.5	34:19.120								
4	1	<b>2:27.944</b>	42.447	<b>1:07.476</b>	<b>38.021</b>	170.4	36:47.064								
5	1	2:36.628	B	<b>41.628</b>	1:10.152	44.848	161.0	39:23.692							
6	1	4:50.936	2:58.458	1:12.052	40.426	86.7	44:14.628								
7	1	2:34.927	42.375	1:12.207	40.345	162.7	46:49.555								
8	1	2:33.997	42.613	1:11.970	39.414	163.7	49:23.552								
9	1	2:33.579	42.557	1:11.814	39.208	164.2	51:57.131								
10	1	2:35.670	43.229	1:11.245	41.196	162.0	54:32.801								
11	1	2:34.909	43.887	1:11.215	39.807	162.8	57:07.710								
12	1	2:31.642	42.328	1:10.190	39.124	166.3	59:39.352								
13	1	2:32.543	42.621	1:11.269	38.653	165.3	1:02:11.895								
<b>208</b> DOME RACING RADICAL RXC 1. Philip DANIELS GT															
1	1	4:49.934	...	...	...	87.0	4:49.934								
2	1	2:42.304	...	...	...	155.4	7:32.238								
3	1	2:39.508	...	...	...	158.1	10:11.746								
4	1	20:32.302	...	...	...	20.5	30:44.048								
5	1	2:34.472	...	...	...	163.2	33:18.520								
6	1	2:36.370	...	...	...	161.2	35:54.890								



## SUPERCAR CHALLENGE SPA EURO RACE 2014 FREE PRACTICE

### Analysis

■ Personal Best   
 ■ Session Best   
 ■ B Crossing the finish line in pit lane

Lap	D	Time	Sector 1	Sector 2	Sector 3	Kph	Elapsed	Lap	D	Time	Sector 1	Sector 2	Sector 3	Kph	Elapsed
7	1	2:34.263				163.4	38:29.153	2	1	2:56.682 <b>B</b>	45.852	1:16.566	54.264	142.7	13:51.723
8	1	2:34.329				163.4	41:03.482	3	1	14:49.414	...	1:14.304	39.727	28.3	28:41.137
9	1	<b>2:33.004</b>				164.8	43:36.486	4	1	2:45.206 <b>B</b>	44.119	1:11.621	49.466	152.6	31:26.343
10	1	2:34.711				163.0	46:11.197	5	1	2:53.977	57.343	1:16.551	40.083	144.9	34:20.320
11	1	2:33.967				163.8	48:45.164	6	1	2:38.886	47.494	1:11.345	40.047	158.7	36:59.206
12	1	2:33.998				163.7	51:19.162	7	1	2:33.564	42.332	1:11.473	39.759	164.2	39:32.770
13	1	2:33.838				163.9	53:53.000	8	1	2:32.790	42.692	1:10.787	39.311	165.0	42:05.560
14	1	2:35.797				161.8	56:28.797	9	1	2:49.203 <b>B</b>	42.952	1:13.432	52.819	149.0	44:54.763
								10	1	3:44.609	1:53.458	1:11.912	39.239	112.3	48:39.372
								11	1	<b>2:29.742</b>	42.036	<b>1:09.538</b>	<b>38.168</b>	168.4	51:09.114
								12	1	2:31.554	42.015	1:10.497	39.042	166.4	53:40.668
								13	1	2:31.189	42.352	1:09.788	39.049	166.8	56:11.857
								14	1	2:30.942	42.123	1:10.530	38.289	167.0	58:42.799
								15	1	2:39.249 <b>B</b>	<b>41.864</b>	1:10.934	46.451	158.3	1:01:22.048

215		RADICAL BENELUX		RADICAL RXC 2.7 V8			
		1.Henk THUIS		GT			
		2.Pim VAN RIET					
1	1	37:01.833	...	1:13.184	39.537	11.3	37:01.833
2	1	2:33.729	44.346	1:09.836	39.547	164.0	39:35.562
3	1	2:31.959	43.542	1:08.627	39.790	165.9	42:07.521
4	1	2:44.109 <b>B</b>	43.264	1:10.143	50.702	153.6	44:51.630
5	1	6:46.959	4:49.212	1:15.577	42.170	62.0	51:38.589
6	1	2:34.198	44.181	1:11.260	38.757	163.5	54:12.787
7	1	2:30.052	<b>42.578</b>	1:09.035	38.439	168.0	56:42.839
8	1	<b>2:28.305</b>	42.825	<b>1:07.381</b>	<b>38.099</b>	170.0	59:11.144
9	1	2:58.196 <b>B</b>	46.287	1:14.392	57.517	141.5	1:02:09.340

223		CS RACING		BMW E92 M3 4.7L			
		1.Christian SIEPMANN		GT			
1	1	11:37.795	9:38.969	1:17.721	41.105	36.1	11:37.795
2	1	3:38.195 <b>B</b>	45.204	1:30.135	1:22.856	115.6	15:15.990
3	1	13:00.776	...	1:15.842	41.563	32.3	28:16.766
4	1	2:41.963	45.175	1:14.754	42.034	155.7	30:58.729
5	1	2:40.097	44.960	<b>1:13.707</b>	41.430	157.5	33:38.826
6	1	2:40.308	44.550	1:14.760	40.998	157.3	36:19.134
7	1	2:40.136	<b>44.256</b>	1:14.910	40.970	157.5	38:59.270
8	1	2:57.602 <b>B</b>	45.057	1:18.278	54.267	142.0	41:56.872
9	1	12:43.146	...	1:19.652	41.577	33.0	54:40.018
10	1	2:42.427	44.322	1:16.565	41.540	155.2	57:22.445
11	1	<b>2:39.057</b>	44.397	1:14.289	<b>40.371</b>	158.5	1:00:01.502


228		DELAHAYE RACING TEAM		Porsche GT3R			
		1.Pierre ETIENNE BORDET		GT			
		2.Alexandre VIRON					
1	1	11:48.740	9:41.303	1:22.711	44.726	35.6	11:48.740
2	1	3:29.703 <b>B</b>	43.932	1:24.432	1:21.339	120.2	15:18.443
3	1	13:14.480	...	1:14.370	40.228	31.7	28:32.923
4	1	2:40.106	44.659	1:14.440	41.007	157.5	31:13.029
5	1	<b>2:35.321</b>	43.031	<b>1:12.755</b>	39.535	162.3	33:48.350
6	1	2:45.268 <b>B</b>	<b>42.899</b>	1:12.851	49.518	152.6	36:33.618
7	1	4:31.311	2:35.797	1:14.141	41.373	92.9	41:04.929
8	1	2:37.345	43.939	1:12.909	40.497	160.2	43:42.274
9	1	2:36.312	43.665	1:12.768	39.879	161.3	46:18.586
10	1	2:38.649	44.210	1:14.099	40.340	158.9	48:57.235
11	1	2:36.443	43.406	1:12.810	40.227	161.2	51:33.678
12	1	2:35.999	43.389	1:13.132	<b>39.478</b>	161.6	54:09.677
13	1	2:37.157	44.170	1:13.456	39.531	160.4	56:46.834
14	1	2:36.783	43.291	1:13.694	39.798	160.8	59:23.617
15	1	2:37.574	43.235	1:12.861	41.478	160.0	1:02:01.191

258		CURBSTONE FMA RACING		Ferrari 458 GT3			
		1.Patrick VAN GLABEKE		GT			
		2.Frédérique JONKHEERE					
1	1	10:55.041	8:47.228	1:23.296	44.517	38.5	10:55.041

301		EUROSEAL - EMG MOTORSPORT		Porsche 997 GT3 CUP			
		1.Patrick LAMSTER		GTB			
		2.Marc NEYENS					
1	1	4:44.110	2:30.867	1:25.885	47.358	88.7	4:44.110
2	1	2:42.766	46.678	1:15.289	40.799	154.9	7:26.876
3	1	2:34.670	43.768	1:12.069	38.833	163.0	10:01.546
4	1	<b>2:32.696</b>	<b>43.103</b>	<b>1:10.783</b>	<b>38.810</b>	165.1	12:34.242
5	1	3:18.183 <b>B</b>	48.711	1:25.103	1:04.369	127.2	15:52.425
6	1	12:12.707	...	1:13.741	39.678	34.4	28:05.132
7	1	2:43.880 <b>B</b>	44.204	1:12.905	46.771	153.9	30:49.012
8	1	4:16.609 <b>B</b>	2:14.490	1:12.370	49.749	98.3	35:05.621
9	1	4:52.012	2:53.452	1:15.722	42.838	86.3	39:57.633
10	1	2:39.967	44.840	1:14.606	40.521	157.6	42:37.600
11	1	2:38.341	44.145	1:13.215	40.981	159.2	45:15.941
12	1	2:38.390	44.183	1:12.742	41.465	159.2	47:54.331
13	1	2:38.761	44.714	1:12.735	41.312	158.8	50:33.092
14	1	2:38.576	44.236	1:13.789	40.551	159.0	53:11.668
15	1	2:50.793 <b>B</b>	43.784	1:14.339	52.670	147.6	56:02.461

303		VAN BERLO RACING		Porsche 997 GT3 CUP			
		1.Marcel VAN BERLO		GTB			
1	1	10:52.860	8:30.005	1:33.823	49.032	38.6	10:52.860
2	1	3:05.552 <b>B</b>	48.863	1:17.545	59.144	135.9	13:58.412
3	1	14:53.178	...	1:17.197	43.908	28.2	28:51.590
4	1	2:43.531	44.816	1:17.734	40.981	154.2	31:35.121
5	1	2:43.785	46.208	1:15.354	42.223	153.9	34:18.906
6	1	2:39.898	44.820	1:13.346	41.732	157.7	36:58.804
7	1	2:38.277	43.948	<b>1:12.774</b>	41.555	159.3	39:37.081
8	1	2:39.146	44.871	1:13.937	40.338	158.4	42:16.227
9	1	2:50.525 <b>B</b>	43.823	1:13.889	52.813	147.9	45:06.752
10	1	5:41.973	3:46.977	1:14.406	40.590	73.7	50:48.725
11	1	2:39.894	45.014	1:14.384	40.496	157.7	53:28.619
12	1	<b>2:38.023</b>	44.245	1:13.603	40.175	159.6	56:06.642
13	1	2:38.762	44.720	1:14.066	<b>39.976</b>	158.8	58:45.404
14	1	2:39.218	<b>43.722</b>	1:14.864	40.632	158.4	1:01:24.622

306		DAY-V-TEC		CORVETTE GT4			
		1.Ferdinand KOOL		GTB			
		2.Max KOEBOLT					
1	1	8:31.433	6:30.422	1:18.941	42.070	49.3	8:31.433
2	1	2:39.776	45.516	1:13.839	40.421	157.8	11:11.209
3	1	13:50.987 <b>B</b>	46.492	1:14.291	...	30.3	25:02.196
4	1	3:40.565	1:47.684	1:12.663	40.218	114.3	28:42.761




## SUPERCAR CHALLENGE SPA EURO RACE 2014 FREE PRACTICE

### Analysis

Personal Best							Session Best							B Crossing the finish line in pit lane									
Lap	D	Time	Sector 1	Sector 2	Sector 3	Kph	Elapsed	Lap	D	Time	Sector 1	Sector 2	Sector 3	Kph	Elapsed	Lap	D	Time	Sector 1	Sector 2	Sector 3	Kph	Elapsed
<b>311</b> GHK RACING (SPEEDLOVER) PORSCHE 991 CUP																							
1.Hans VERHELST GTB																							
2.Guy VERHEYEN																							
1	1	6:53.369	4:34.088	1:30.497	48.784	61.0	6:53.369	2	1	2:39.658	45.499	1:13.935	40.224	157.9	9:33.027	3	1	<b>2:37.389</b>	<b>44.421</b>	<b>1:12.902</b>	<b>40.066</b>	160.2	12:10.416
<b>312</b> MÜHLNER MOTORSPORT SPRL PORSCHE 997 GT3 CUP																							
1.Serge LUDVIG GTB																							
2.Stéphane BAILLY																							
1	1	3:07.578	1:06.425	1:20.324	40.829	134.4	3:07.578	2	1	2:36.442	43.359	1:13.723	39.360	161.2	5:44.020	3	1	2:34.591	43.226	1:12.363	<b>39.002</b>	163.1	8:18.611
4	1	2:35.111	42.796	1:12.099	40.216	162.6	10:53.722	5	1	2:50.368	43.088	1:12.936	54.344	148.0	13:44.090	6	1	14:28.621	...	1:13.729	40.395	29.0	28:12.711
7	1	<b>2:32.391</b>	<b>42.510</b>	<b>1:10.738</b>	39.143	165.5	30:45.102	8	1	2:34.847	43.059	1:12.705	39.083	162.8	33:19.949	9	1	2:44.920	42.798	1:13.512	48.610	152.9	36:04.869
10	2	6:13.888	4:16.821	1:16.316	40.751	67.4	42:18.757	11	2	2:37.850	43.517	1:14.220	40.113	159.7	44:56.607	12	2	2:36.405	43.443	1:12.854	40.108	161.2	47:33.012
13	2	2:36.538	44.373	1:12.832	39.333	161.1	50:09.550	14	2	2:48.332	43.637	1:12.434	52.261	149.8	52:57.882	15	2	4:40.909	2:41.647	1:15.929	43.333	89.8	57:38.791
16	2	2:37.236	43.214	1:12.311	41.711	160.4	1:00:16.027																
<b>315</b> VAN DE REYT RACING PORSCHE 997 GT3 CUP																							
1.Miguel VAN DE REYT GTB																							
2.Angelique TAVENIER																							
1	1	4:22.323				96.1	4:22.323	2	1	3:33.792				117.9	7:56.115	3	1	20:43.720				20.3	28:39.835
4	1	2:50.831				147.6	31:30.666	5	1	2:56.256				143.1	34:26.922	6	1	3:16.895				128.1	37:43.817
7	1	5:33.282				75.7	43:17.099	8	1	5:12.733				80.6	48:29.832	9	1	2:36.764				160.8	51:06.596
10	1	2:37.067				160.5	53:43.663	11	1	2:37.532				160.1	56:21.195	12	1	2:41.066				156.5	59:02.261
13	1	<b>2:35.369</b>				162.3	1:01:37.630																
<b>316</b> BLUE SUMEIRAH TEAM RADICAL RXC 2.7 V6																							
1.Rafael UNZURRUNZAGA GTB																							
1	1	13:00.951	...	1:21.787	43.553	32.3	13:00.951																
<b>321</b> JR MOTORSPORT BMW M4 SILHOUETTE																							
1.Steve VANBELLINGEN GTB																							
2.Ward SLUYS																							
1	1	5:07.687	3:03.609	1:21.126	42.952	81.9	5:07.687	2	1	2:40.720	45.929	1:13.463	41.328	156.9	7:48.407	3	1	2:41.694	46.421	1:14.654	40.619	155.9	10:30.101
4	1	2:54.077	44.471	1:14.575	55.031	144.8	13:24.178	5	1	14:58.162	...	1:18.586	41.518	28.1	28:22.340	6	1	2:41.392	47.042	1:13.086	41.264	156.2	31:03.732
7	1	2:37.624	45.151	1:12.252	40.221	160.0	33:41.356	8	1	2:36.379	<b>43.529</b>	1:12.287	40.563	161.2	36:17.735	9	1	2:52.495	44.008	1:15.480	53.007	146.2	39:10.230
10	1	6:32.263	4:36.301	1:15.253	40.709	64.3	45:42.493	11	1	3:09.338	44.234	1:43.383	41.721	133.2	48:51.831	12	1	2:39.334	45.431	1:13.161	40.742	158.2	51:31.165
13	1	2:36.763	43.914	1:12.503	40.346	160.8	54:07.928	14	1	2:37.754	44.010	1:13.556	<b>40.188</b>	159.8	56:45.682	15	1	<b>2:36.059</b>	<b>43.551</b>	<b>1:12.106</b>	40.402	161.6	59:21.741
16	1	2:38.038	43.775	1:12.778	41.485	159.5	1:01:59.779																
<b>330</b> AKF MOTORSPORT RENAULT MEGANE TROPHY																							
1.Oliver FREYMUTH GTB																							
1	1	7:02.346	4:39.490	1:22.524	1:00.332	59.7	7:02.346	2	1	22:26.520	...	1:15.612	41.403	18.7	29:28.866	3	1	<b>2:40.247</b>	45.553	1:13.862	40.832	157.3	32:09.113
4	1	2:41.760	45.742	1:13.763	42.255	155.9	34:50.873	5	1	2:40.595	46.810	<b>1:13.198</b>	<b>40.587</b>	157.0	37:31.468	6	1	2:51.850	<b>45.412</b>	1:14.876	51.562	146.7	40:23.318
<b>333</b> BACKDRAFT MOTORSPORT LAMBORGHINI GALLARDO																							
1.Fiona JAMES GTB																							
1	1	10:43.777	8:37.655	1:22.893	43.229	39.2	10:43.777	2	1	2:53.735	45.391	<b>1:12.208</b>	56.136	145.1	13:37.512	3	1	15:18.434	...	1:12.749	40.945	27.5	28:55.946
4	1	2:37.147	44.727	1:12.502	<b>39.918</b>	160.4	31:33.093	5	1	3:12.129	49.828	1:12.997	49.304	131.2	34:45.222	6	1	6:25.333	4:30.987	1:13.323	41.023	65.4	41:10.555
7	1	2:39.108	45.058	1:12.286	41.764	158.5	43:49.663	8	1	2:49.697	44.888	1:16.128	48.681	148.6	46:39.360	9	1	7:40.764	5:45.629	1:14.238	40.897	54.7	54:20.124
10	1	2:37.938	45.138	1:12.610	40.190	159.6	56:58.062	11	1	2:36.658	44.397	1:12.294	39.967	161.0	59:34.720	12	1	<b>2:36.241</b>	<b>44.065</b>	1:12.253	39.923	161.4	1:02:10.961







# SUPERCAR CHALLENGE

## SPA EURO RACE 2014

### FREE PRACTICE

#### Analysis

■ Personal Best   
 ■ Session Best   
 ■ Crossing the finish line in pit lane

Lap	D	Time	Sector 1	Sector 2	Sector 3	Kph	Elapsed	Lap	D	Time	Sector 1	Sector 2	Sector 3	Kph	Elapsed
10	1	2:39.215	45.607	1:12.583	41.025	158.4	39:14.016	9	1	2:45.727	47.177	1:16.084	42.466	152.1	48:02.478
11	1	2:52.482 <b>B</b>	48.218	1:13.243	51.021	146.2	42:06.498	10	1	2:44.206	47.144	1:14.630	42.432	153.6	50:46.684
12	1	5:39.602	3:44.145	1:14.018	41.439	74.2	47:46.100	11	1	2:46.816	47.148	1:16.397	43.271	151.1	53:33.500
13	1	2:39.515	45.139	1:13.205	41.171	158.1	50:25.615	12	1	2:44.478	46.907	1:15.147	42.424	153.3	56:17.978
14	1	2:53.858 <b>B</b>	46.886	1:12.168	54.804	145.0	53:19.473	13	1	2:48.022	46.776	1:17.061	44.185	150.1	59:06.000
15	1	5:12.294	3:15.030	1:15.060	42.204	80.7	58:31.767	14	1	2:48.072	48.016	1:17.181	42.875	150.0	1:01:54.072
16	1	2:40.195	45.358	1:12.967	41.870	157.4	1:01:11.962								

409		JR MOTORSPORT		BMW E46 M3 GTR			
		1.Dennis DE GROOT		SUPERSPORT			
		2.Jan STAKENBURG					
1	1	4:41.581	2:32.161	1:24.905	44.515	89.5	4:41.581
2	1	2:44.305	46.976	1:14.052	43.277	153.5	7:25.886
3	1	2:44.848	46.666	1:15.405	42.777	153.0	10:10.734
4	1	2:44.124	47.235	1:15.287	41.602	153.6	12:54.858
5	1	3:57.986 <b>B</b>	1:03.039	1:37.227	1:17.720	105.9	16:52.844
6	1	11:30.397	9:31.826	1:16.695	41.876	36.5	28:23.241
7	1	2:44.527	47.638	1:15.410	41.479	153.3	31:07.768
8	1	2:43.690	46.790	1:15.487	41.413	154.0	33:51.458
9	1	2:47.353	47.660	1:18.010	41.683	150.7	36:38.811
10	1	3:02.578 <b>B</b>	48.022	1:20.099	54.457	138.1	39:41.389
11	1	5:02.431	3:03.834	1:14.624	43.973	83.4	44:43.820
12	1	2:41.588	46.074	1:12.302	43.212	156.0	47:25.408
13	1	2:38.909	45.456	1:12.823	40.630	158.7	50:04.317
14	1	2:38.354	45.283	1:12.080	40.991	159.2	52:42.671
15	1	2:38.819	45.253	1:12.439	41.127	158.8	55:21.490
16	1	2:50.550 <b>B</b>	44.876	1:14.890	50.784	147.8	58:12.040

412		MUNCKHOF RACING/ VD PAS RACING		BMW Z4			
		1.Eric VAN DEN MUNCKHOF		SUPERSPORT			
1	1	6:23.119	4:12.877	1:24.337	45.905	65.8	6:23.119
2	1	2:46.498	48.037	1:15.553	42.908	151.4	9:09.617
3	1	2:42.866	46.898	1:14.329	41.639	154.8	11:52.483
4	1	3:36.651 <b>B</b>	46.770	1:26.374	1:23.507	116.4	15:29.134
5	1	13:13.195	...	1:19.105	43.860	31.8	28:42.329
6	1	2:49.285	50.360	1:16.240	42.685	148.9	31:31.614
7	1	2:45.801	48.258	1:15.432	42.111	152.1	34:17.415
8	1	2:42.945	46.613	1:14.609	41.723	154.7	37:00.360
9	1	2:41.266	46.315	1:13.164	41.787	156.4	39:41.626
10	1	2:41.957	47.841	1:12.559	41.557	155.7	42:23.583
11	1	2:54.981 <b>B</b>	47.667	1:13.400	53.914	144.1	45:18.564
12	1	4:59.473	2:59.802	1:17.849	41.822	84.2	50:18.037
13	1	2:40.737	46.319	1:13.595	40.823	156.9	52:58.774
14	1	2:38.818	45.863	1:12.436	40.519	158.8	55:37.592
15	1	2:45.644	47.536	1:12.634	45.474	152.2	58:23.236
16	1	2:53.956 <b>B</b>	47.213	1:13.037	53.706	144.9	1:01:17.192

416		JR MOTORSPORT		BMW GTR 1-SERIE			
		1.Leon ZAPPEIJ		SUPERSPORT			
		2.Michael VERHAGEN					
1	1	4:56.821	2:57.147	1:17.496	42.178	84.9	4:56.821
2	1	2:54.021 <b>B</b>	47.818	1:14.023	52.180	144.9	7:50.842
3	1	20:40.190	...	1:14.237	43.186	20.3	28:31.032
4	1	2:52.007 <b>B</b>	47.701	1:14.039	50.267	146.6	31:23.039
5	1	5:29.766	3:22.093	1:22.374	45.299	76.5	36:52.805
6	1	2:48.485	47.594	1:17.527	43.364	149.7	39:41.290
7	1	2:49.442	48.425	1:16.208	44.809	148.8	42:30.732
8	1	2:46.019	47.793	1:15.559	42.667	151.9	45:16.751


417		NMT RACING		BMW M3 GT4			
		1.Tristan BOORSMA		SUPERSPORT			
		2.Yorick BOORSMA					
1	1	4:03.519	2:01.729	1:20.352	41.438	103.5	4:03.519
2	1	2:40.366	45.849	1:13.760	40.757	157.2	6:43.885
3	1	2:38.089	45.565	1:12.373	40.151	159.5	9:21.974
4	1	2:38.383	45.493	1:12.292	40.598	159.2	12:00.357
5	1	3:30.625 <b>B</b>	45.330	1:20.584	1:24.711	119.7	15:30.982
6	1	13:59.302	...	1:14.371	40.864	30.0	29:30.284
7	1	2:40.445	45.335	1:14.013	41.097	157.2	32:10.729
8	1	2:40.796	44.932	1:13.658	42.206	156.8	34:51.525
9	1	2:39.425	46.131	1:12.553	40.741	158.2	37:30.950
10	1	2:55.482 <b>B</b>	45.852	1:15.736	53.894	143.7	40:26.432
11	1	6:47.376 <b>B</b>	4:07.975	1:17.066	1:22.335	61.9	47:13.808

426		TEAM COMPAK RAMPS		SEAT LEON SUPERCOPA			
		1.Lee ALLEN		SUPERSPORT			
1	1	15:21.973 <b>B</b>	...	1:26.211	1:20.923	27.3	15:21.973
2	1	15:57.637 <b>B</b>	...	1:16.379	51.569	26.3	31:19.610
3	1	6:30.933 <b>B</b>	4:24.045	1:15.016	51.872	64.5	37:50.543
4	1	8:40.448	6:43.484	1:14.763	42.201	48.4	46:30.991
5	1	2:42.067	46.929	1:13.571	41.567	155.6	49:13.058
6	1	2:41.465	46.335	1:13.326	41.804	156.2	51:54.523
7	1	2:42.575	46.557	1:14.285	41.733	155.1	54:37.098
8	1	2:43.785	46.820	1:14.657	42.308	153.9	57:20.883
9	1	2:45.260	47.462	1:15.549	42.249	152.6	1:00:06.143

444		BLUEBERRY RACING		BMW E46 M3			
		1.Ronald VAN LOON		SUPERSPORT			
1	1	28:22.315	...	1:19.862	43.119	14.8	28:22.315
2	1	2:46.933	48.958	1:16.190	41.785	151.0	31:09.248
3	1	2:42.952	46.917	1:14.720	41.315	154.7	33:52.200
4	1	2:43.112	47.178	1:14.000	41.934	154.6	36:35.312
5	1	2:41.984	46.336	1:14.328	41.320	155.7	39:17.296
6	1	2:44.160	46.717	1:15.256	42.187	153.6	42:01.456
7	1	2:57.314 <b>B</b>	45.981	1:16.576	54.757	142.2	44:58.770
8	1	4:49.608	2:53.718	1:14.741	41.149	87.1	49:48.378
9	1	2:41.481	45.969	1:13.810	41.702	156.1	52:29.859
10	1	2:40.980	45.828	1:13.882	41.270	156.6	55:10.839
11	1	2:41.412	45.971	1:14.137	41.304	156.2	57:52.251
12	1	2:42.783	45.794	1:14.649	42.340	154.9	1:00:35.034

446		EMG MOTORSPORT		BMW M3 E92 3.2			
		1.Eric QUICK		SUPERSPORT			
		2.Phillippe BONNEEL					
1	1	39:31.612	...	1:22.940	42.797	10.6	39:31.612
2	1	2:54.268 <b>B</b>	46.355	1:14.581	53.332	144.7	42:25.880
3	1	4:28.479	2:29.520	1:16.159	42.800	93.9	46:54.359
4	1	2:42.565	45.842	1:14.802	41.921	155.1	49:36.924
5	1	2:39.219	45.507	1:12.692	41.020	158.4	52:16.143
6	1	2:50.594 <b>B</b>	45.220	1:13.141	52.233	147.8	55:06.737





# SUPERCAR CHALLENGE

## SPA EURO RACE 2014

### FREE PRACTICE

#### Analysis

Personal Best							Session Best							B Crossing the finish line in pit lane												
Lap	D	Time	Sector 1	Sector 2	Sector 3	Kph	Elapsed	Lap	D	Time	Sector 1	Sector 2	Sector 3	Kph	Elapsed	Lap	D	Time	Sector 1	Sector 2	Sector 3	Kph	Elapsed			
<b>504</b> SPIRIT RACING RENAULT CLIO RS 2.0 16V SPORT 2																										
1.Toon RUTGERS																										
2.Machiel KARS																										
1	1	5:28.187	B	2:52.830	1:33.220	1:02.137	76.8	5:28.187	1	1	10:54.148	8:25.997	1:33.312	54.839	38.5	10:54.148	2	1	3:22.366	B	55.054	1:19.824	1:07.488	124.6	14:16.514	
2	1	3:30.485		1:20.811	1:22.553	47.121	119.8	8:58.672	3	1	13:48.287	...	1:20.402	46.472	30.4	28:04.801	4	1	2:53.766		52.789	1:16.122	44.855	145.1	30:58.567	
3	1	3:08.646	B	54.194	1:19.786	54.666	133.7	12:07.318	5	1	2:51.850	51.848	1:15.510	44.492	146.7	33:50.417	6	1	2:53.197		52.086	1:15.095	46.016	145.6	36:43.614	
4	1	16:01.915		...	1:23.001	47.374	26.2	28:09.233	7	1	2:49.263	50.440	1:15.102	43.721	149.0	39:32.877	8	1	2:49.614		50.287	1:15.533	43.794	148.7	42:22.491	
5	1	2:57.743		53.340	1:18.703	45.700	141.9	31:06.976	9	1	2:57.759	B	50.965	1:14.897	51.897	141.8	45:20.250	10	1	3:31.116		1:30.286	1:16.427	44.403	119.4	48:51.366
6	1	2:54.731		52.184	1:17.651	44.896	144.3	34:01.707	11	1	2:50.919	51.013	1:15.569	44.337	147.5	51:42.285	12	1	2:51.033		51.246	1:15.249	44.538	147.4	54:33.318	
7	1	3:00.260		54.548	1:17.967	47.745	139.9	37:01.967	13	1	2:52.481		49.987	1:18.280	44.214	146.2	57:25.799	14	1	2:50.729		50.291	1:15.651	44.787	147.7	1:00:16.528
8	1	3:05.478	B	52.552	1:18.231	54.695	135.9	40:07.445																		
9	1	4:21.500		2:14.209	1:21.395	45.896	96.4	44:28.945																		
10	1	2:58.117		51.681	1:19.664	46.772	141.6	47:27.062																		
11	1	2:55.272		51.660	1:18.514	45.098	143.9	50:22.334																		
12	1	2:57.481		51.867	1:20.143	45.471	142.1	53:19.815																		
13	1	2:54.191		51.075	1:17.616	45.500	144.8	56:14.006																		
14	1	2:55.250		51.026	1:19.175	45.049	143.9	59:09.256																		
15	1	2:54.731		51.231	1:17.822	45.678	144.3	1:02:03.987																		
<b>505</b> TRAXX RACING RENAULT CLIO 3 SPORT 2																										
1.Chris VOET																										
2.Bart VAN DEN BROECK																										
1	1	9:31.963		7:09.801	1:33.444	48.718	44.1	9:31.963	1	1	11:22.756	9:13.391	1:22.579	46.786	36.9	11:22.756	2	1	13:37.996	B	51.897	1:28.784	...	30.8	25:00.752	
2	1	3:02.474		55.304	1:21.035	46.135	138.2	12:34.437	3	1	3:56.430	1:47.782	1:22.105	46.543	106.6	28:57.182	4	1	2:57.941		51.078	1:19.412	47.451	141.7	31:55.123	
3	1	3:51.426	B	1:11.788	1:30.534	1:09.104	109.0	16:25.863	5	1	2:58.185	51.261	1:20.312	46.612	141.5	34:53.308	6	1	2:55.445		51.395	1:18.263	45.787	143.7	37:48.753	
4	1	13:33.617		...	1:23.968	46.809	31.0	29:59.480	7	1	2:56.891	50.881	1:17.893	48.117	142.5	40:45.644	8	1	2:55.642		51.223	1:18.467	45.952	143.6	43:41.286	
5	1	3:05.002		54.140	1:21.808	49.054	136.3	33:04.482	9	1	2:58.042	51.063	1:20.021	46.958	141.6	46:39.328	10	1	4:35.158	B	51.017	1:20.523	2:23.618	91.6	51:14.486	
6	1	3:02.333		53.382	1:21.995	46.956	138.3	36:06.815	11	1	3:17.600	1:09.904	1:21.981	45.715	127.6	54:32.086	12	1	2:57.593		50.727	1:21.321	45.545	142.0	57:29.679	
7	1	3:02.903		53.458	1:22.553	46.892	137.9	39:09.718	13	1	2:57.491	51.370	1:20.037	46.084	142.1	1:00:27.170										
8	1	3:11.374	B	53.464	1:20.746	57.164	131.8	42:21.092																		
9	1	5:09.330		2:55.486	1:25.546	48.298	81.5	47:30.422																		
10	1	3:04.473		55.644	1:20.587	48.242	136.7	50:34.895																		
11	1	2:59.463		52.471	1:19.993	46.999	140.5	53:34.358																		
12	1	2:59.485		51.947	1:21.095	46.443	140.5	56:33.843																		
13	1	2:57.054		52.091	1:19.309	45.654	142.4	59:30.897																		
14	1	2:56.722		52.054	1:18.957	45.711	142.7	1:02:27.619																		
<b>513</b> AT MOTORSPORT FORD FOCUS SILHOUETTE SPORT 2																										
1.Kim TROEYEN																										
1	1	5:18.441		2:37.013	1:37.935	1:03.493	79.2	5:18.441	1	1	7:37.459	5:03.273	1:38.805	55.381	55.1	7:37.459	2	1	3:24.906		1:02.556	1:30.398	51.952	123.1	11:02.365	
2	1	3:45.228	B	1:11.028	1:29.213	1:04.987	111.9	9:03.669	3	1	4:02.606	B	55.986	1:34.104	1:32.516	103.9	15:04.971	4	1	13:31.289		...	1:29.401	52.130	31.1	28:36.260
3	1	5:15.520	B	2:31.548	1:36.011	1:07.961	79.9	14:19.189	5	1	3:18.739	58.170	1:27.309	53.260	126.9	31:54.999	6	1	3:12.670		58.388	1:25.494	48.788	130.9	35:07.669	
4	1	15:30.243		...	1:24.154	47.676	27.1	29:49.432	7	1	3:06.492		53.066	1:25.726	47.700	135.2	38:14.161									
5	1	3:06.689		52.878	1:24.084	49.727	135.1	32:56.121																		
6	1	3:05.416		53.596	1:22.960	48.860	136.0	36:01.537																		
7	1	3:05.601		54.517	1:22.480	48.604	135.9	39:07.138																		
8	1	3:00.965		52.772	1:21.005	47.188	139.3	42:08.103																		
9	1	3:00.261		52.882	1:20.573	46.806	139.9	45:08.364																		
10	1	3:02.045		53.497	1:22.376	46.172	138.5	48:10.409																		
11	1	2:57.936		52.832	1:18.878	46.226	141.7	51:08.345																		
12	1	3:16.050		52.006	1:36.843	47.201	128.6	54:24.395																		
13	1	3:04.216		53.261	1:22.858	48.097	136.9	57:28.611																		
14	1	3:17.634	B	53.509	1:22.000	1:02.125	127.6	1:00:46.245																		
<b>520</b> ZOET RACING LOTUS EXIGE SPORT 2																										
1.Erwin VAN DIJK																										